



**BAI JERBAI WADIA HOSPITAL FOR CHILDREN**  
**PAREL, MUMBAI 400 012**  
**Bone Marrow Transplant Unit**

Date:27/04/2026

<b>Dr Ambreen Pandrowala</b> MBBS, DNB Paediatrics Fellowship, Infectious Diseases and Immunology (RCPCH, UK) Senior Consultant, Bone marrow transplant and Immunology	<b>Dr Mahafrin Goiporia</b> MBBS, MD Paediatrics Post-doctoral fellowship in Haematology/Oncology and Bone Marrow Transplantation Junior Consultant, Bone marrow transplant and Haematology/Oncology
<b>Dr Prashant Hiwarkar</b> MD, FRCPath (Clinical haematology), PhD (Transplant Immunology, UCL) Administrative lead, Bone marrow transplant unit Visiting physician, Bone marrow transplant and Haematology	

To,  
Shishu lifesaver foundation  
Mumbai

**Sub: - Application for financial assistance for the Medical treatment.**

Respected Sir/ Madam,

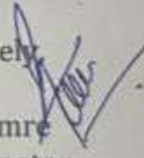
This letter refers to **Mast. Priyansh Jogi Behera**, 3 years old male child, OPD No-UMR230033632 is a case of **Thalassemia Major (Type of Blood Disorder)**. Stem cell transplant is the only curative option. He has no matched related donor but has a matched unrelated donor on one of the registries. The total cost for the transplant is **Rs Twenty Five lakhs** in the absence of any major complications.

Patient has come from 61, Ground floor, bodyguard lane no 1, tardeo, Mumbai, Tulsiwadi, Mumbai -400034. Childs father is working in Labour. Father cannot afford the cost of treatment as well as daily expenses. His Family members are 3. His family income is only **Rs.84, 000/-** per annum.

Kindly give maximum help to this Patients, We request you to please sanction a medical assistance for, **Mast. Priyansh Jogi Behera**, Fund at the earliest sanction in the name of Bai Jerbai Wadia Hospital for Children.

Thanking you,

Yours Sincerely,

  
Mr. Ankit Gamre  
BMT co-ordinator,  
B.J.Wadia Hospital for Children

**BONE MARROW TRANSPLANT DEPARTMENT**  
**Bai Jerbai Wadia Hospital for Children**

**BAI JERBAI WADIA HOSPITAL FOR CHILDREN  
PAREL, MUMBAI 400 012  
Bone Marrow Transplant Unit**

<b>Dr Ambreen Pandrowala</b> MBBS, DNB Paediatrics Fellowship, Infectious Diseases and Immunology (RCPC, UK) Senior Consultant, Bone marrow transplant and Immunology	<b>Dr Mahafrin Goiporia</b> MBBS, MD Paediatrics Post-doctoral fellowship in Haematology/Oncology and Bone Marrow Transplantation Junior Consultant, Bone marrow transplant and Haematology/Oncology
<b>Dr Prashant Hiwarkar</b> MD, FRCPath (Clinical haematology), PhD (Transplant Immunology, UCL) Administrative lead, Bone marrow transplant unit Visiting physician, Bone marrow transplant and Haematology	


**Cost Estimate**

This is to certify that **Mast. Priyansh Jogi Behera**, 3 years old male child, OPD No-UMR230033632 is a case of **Thalassemia Major (Type of Blood Disorder)**. Stem cell transplant is the only curative option. He has no matched related donor but has a matched unrelated donor on one of the registries. The total cost for the transplant is **Rs Twenty Five lakhs** in the absence of any major complications. The break-up of the amount required is-

Pre Transplant care	2,00,000/-
Pre Transplant workup	50,000/-
Chemotherapy for transplant	3,50,000/-
Immunosuppression and Serotherapy	3,00,000/-
Stem Cell Collection by registry	8,00,000/-
Blood and blood products	1,00,000/-
Investigations (during and post-transplant follow up)	3,00,000/-
Antibiotics, antivirals and antifungals	3,00,000/-
Supportive drugs	1,00,000/-
<b>Total</b>	<b>25,00,000/-</b>

(In words: Twenty two lakhs only)

Dr Ambreen Pandrowala  
 MBBS, DNB Paediatrics  
 Fellowship, Infectious Diseases and Immunology (RCPC, UK)  
 Consultant, Bone Marrow Transplant and Immunology  
 Bai Jerbai Wadia Hospital for Children  
 Reg. No. 2010040899

  
**DR. AMBREEN PANDROWALA**  
 MBBS, DNB Paediatrics  
 Fellowship, Infectious Diseases and Immunology (RCPC, UK)  
 Consultant, Bone Marrow Transplant and Immunology  
 Bai Jerbai Wadia Hospital for Children  
 Reg. No. 2010040899

Note: Kindly issue the Cheque in the Name of "Bai Jerbai Wadia Hospital for Children."

This estimate is valid for 6 months from the date of issue.



## जिल्हाधिकारी व जिल्हादंडाधिकारी कार्यालय, मुंबई शहर

क्रमांक : ५९२८६०४२४४७  
जिल्हा : मुंबई शहर

### १ वर्षासाठी उत्पन्नाचे प्रमाणपत्र

प्रमाणित करण्यात येते की, श्री. जोगी बेहेरा राहणार रूम नंबर ६१, तळ मजला, बॉडीगार्ड लेण नंबर ०१, शांती नगर, ताडदेव तुळशीवाडी गाव D-४०००३४, तहसील Ward D, जिल्हा मुंबई शहर येथील अर्जदार आहेत. त्यांचे तलाठी अहवाल या आधारावर अर्जदार व त्यांच्या कुटुंबातील सर्व सदस्यांचे सर्व मार्गाने व साधनाने मिळालेले १ वर्षाचे उत्पन्न खालील प्रमाणे आहे.

वर्ष	वार्षिक उत्पन्न (₹)	अक्षरी (रुपये)
२०२४ - २०२५	८४,०००	चौ-याऐंशी हजार

सदरचा दाखला श्री. जोगी बेहेरा यांचा मुलगा कुमार प्रियांश जोगी बेहेरा यांना वैद्यकीय कारणासाठी या कामासाठीच देण्यात येत आहे, तसेच त्यांनी कार्यालयास सादर केलेल्या कागदपत्रांच्या आधारे देण्यात येत आहे.

हे प्रमाणपत्र ३१ मार्च २०२६ पर्यंतच वैध राहिल.

सादर केलेल्या दस्तऐवज / पुराव्याचे तपशील

- वैद्यकीय अधिकाऱ्याचे प्रमाणपत्र
- शिधापत्रिकेची प्रमाणित प्रत
- वीज देयक / मालमत्ता कराची पावती / तलाठ्याने जारी केलेले रहिवास प्रमाणपत्र
- पॅन कार्ड
- आधार कार्ड
- मंडलाधिकारी चौकशी अहवाल
- मंडळ अधिकारी अहवाल
- स्वघोषण पत्र
- अर्ज

Digitally signed by  
TANUJA VINAY VADNERE  
(GOVERNMENT OF MAHARASHTRA)  
Date: 2026-01-23 04:45:06 PM

स्थळ : Ward D  
दिनांक : २३/०१/२०२६

तहसीलदार  
Ward D

Printed By -OMTID : VLE Name :SAVITA SAMADHAN TRIBHUVAN, Date:23/01/2026 4:44PM

माहिती तंत्रज्ञान (मात) अधिनियम, २००० नुसार डिजिटल स्वाक्षरी असणारा हा दस्तऐवज कायदेशीररित्या वैध आहे.

पडताळणीसाठी - <https://www.mahaonline.gov.in/Verify> येथे भेट द्या किंवा वीएसएनएल, एमटीएनएल, टाटा मोबाईल क्र. वरून १६६/ अन्व क्र. वरून ५१९६९ या क्रमांकावर "MH<space>CSC<space>VRFY<space><२० अंकी बारकोड क्रमांक>" असा एसएमएस पाठवा.



**BAI JERBAI WADIA HOSPITAL  
FOR CHILDREN**  
Acharya Donda Marg, Parel, Mumbai -400012



Page 1 of 1

**DEPARTMENT OF SEROLOGY**

<b>Patient Name</b> : Master. PRIYANSH JOGI BEHERA	<b>Age /Sex</b> : 3 Y(s)/Male	<b>Final</b>
<b>Bill Date</b> : 16-Jan-2026 10:08 AM	<b>UMR No.</b> : UMR230033632	
<b>Collected Date</b> : 16 January 2026 10:18:50AM	<b>Bill No.</b> : B0G250092755	
<b>Report Date</b> : 16-Jan-2026 12:04 PM	<b>Result No</b> : RES2351046 / 120001295192	
<b>Ref By</b> : DR. SANGEETA MUDALIAR DNB,MRCPCCH	<b>Specimen</b> : Serum	

Parameter	Result Value	Normal Ranges	Method
<b>HBSAG</b> HBSAg(Hepatitis B surface antigen) Interpretation This is a qualitative assay for detection of Hepatitis B surface antigen. All reactive results to be confirmed by Neutralising confirmatory tests or by HBV DNA detection assay.	NonReactive(0.369)	Non Reactive : < 1.0 COI Reactive : > 1.0 COI	ECLIA

<b>HCV</b> Anti-HCV(Hepatitis C virus) Interpretation This is a qualitative screening test detecting Anti HCV antibody. For ECLIA S/CO ration between 1 to 5 requires supplement tests for confirmation, while S/CO ratio of > 5 is associated with 95% or more high probability of being true positive. Supplemental tests include immunoblot or HCV RNA PCR for confirmation of all positive result.	NonReactive(0.066)	Non-Reactive : < 1.0 COI Reactive : > 1.0 COI	ECLIA
---	--------------------	--	-------

<b>HIV.</b> HIV(Human Immunodeficiency virus) Interpretation Elecys HIV Combi PT is a screening test for qualitative detection of HIV p24 antigen & antibodies to HIV type 1 & 2. However, it does not distinguish between HIV p24 antigen, HIV 1 antibody or HIV 2 antibody. All reactive samples are tested by 3 different methods as per NACO guidelines, 2015. A single test is not always indicative a disease and diagnosis of HIV must be based on results of supplemental and confirmatory tests. All reactive/indeterminate samples should be verified by confirmatory HIV tests like HIV PCR or HIV western blot.	NonReactive(0.252)	NonReactive : < 1.0 COI Reactive : > 1.0 COI	ECLIA
--	--------------------	---	-------

Please Correlate Clinically

\*\*\* End Of Report \*\*\*



*Sonali Ghogale*  
DR. SONAL GHOGALE,  
CONSULTANT MICROBIOLOGIST

This is an electronically generated report and does not require a doctor's physical signature.

Verified By : PALLAVI

Approved By : SONAL

Dispatched By : NIKITAK



# BAI JERBAI WADIA HOSPITAL FOR CHILDREN

Acharya Donde Marg, Parel, Mumbai -400012



## DEPARTMENT OF CLINICAL PATHOLOGY

Final

<b>Patient Name</b> :	Master. PRIYANSH JOGI BEHERA	<b>Age / Sex</b> :	3 Y(s)/Male
<b>Bill Date</b> :	16-Jan-2026 10:08 AM	<b>UMR No</b> :	UMR230033632
<b>Collected Date</b> :	16 January 2026 10:18:50AM	<b>Bill No</b> :	BOG250092755
<b>Report Date</b> :	16-Jan-2026 12:25 PM	<b>Result No</b> :	RES2350982
<b>Ref By</b> :	DR. SANGEETA MUDALIAR DNB,MRCPC	<b>Specimen</b> :	Urine
<b>Lab No</b> :	260103559		

### URINE ROUTINE

Parameter	Result Value	Normal Ranges	Method
<b>Physical Examination</b>			
Colour	Dark Yellow	Pale Yellow	Visual
Apperance	Clear	Clear	Visual
Specific Gravity	1.010	1.000 - 1.030	
pH.	5.0	4.6 - 7.5	
Quantity-	25 ml		
<b>Chemical Examination</b>			
Urine Sugar	Absent	Absent	
Proteins-	Absent	Absent	
Ketone Bodies	Absent	Absent	
Bile Salt	Absent	Absent	
Bile Pigments	Absent	Absent	
Blood	Absent	Absent	
<b>Microscopic Examination</b>			
Epithelial cells	0 - 1 /hpf	0 - 4 /hpf	
Pus. Cells	Occasional	0 - 5 /hpf	
Red Blood. Cells	Absent	Absent	
Crystals.	Absent	Absent	
Casts.	Absent	Absent	
Organisms.	Absent		
Interpretation	<p>Chemical examination through dipstick includes the methods as            Protien(Tertabromophenol blue) , Glucose(Glyucose oxidase peroxidase),            Ketone(Sodium nitroprusside), bilirubin(2,4 - dichloroaniline diazonium Salt)</p> <p>Manual Methods, Protein by sulphosalicylic acid method , Glucose by Benedict            method, Ketone by Rothera's method, Bile salt by sulfur granule method, bile            pigment by fouchet method.</p>		



Verified By : MANIK

Approved By : SUNITAA

Dispatched By : NIKITAK

This is an electronically generated report and does not require a doctor's physical signature.

Page



Wadia Hospitals  
ESTD 1929

## BAI JERBAI WADIA HOSPITAL FOR CHILDREN

Acharya Donde Marg, Parel, Mumbai -400012



### DEPARTMENT OF HAEMATOLOGY

Final

<b>Patient Name</b> :	Master. PRIYANSH JOGI BEHERA	<b>Age / Sex</b> :	3 Y(s)/Male
<b>Bill Date</b> :	16-Jan-2026 10:08 AM	<b>UMR No</b> :	UMR230033632
<b>Collected Date</b> :	16 January 2026 10:18:50AM	<b>Bill No</b> :	BOG250092755
<b>Report Date</b> :	16-Jan-2026 11:14 AM	<b>Result No</b> :	RES2350746
<b>Ref By</b> :	DR.SANGEETA MUDALIAR DNB,MRCPC	<b>Specimen</b> :	EDTA(CBC)
<b>Lab No</b> :	120001295191		

Parameter	Result values	Normal Ranges	Method
Comments	Only machine counts are reported for monitoring of patients		

Sample : EDTA Whole Blood.

Method : Haemoglobin(Colorimetric),RBC & Platelet count(Electrical Impedance),WBC, Differential Cells &NRBC(Fluorescent Flow Cytometry),Others are calculated parameters.

Please Correlate Clinically

\*\*\* End Of Report \*\*\*

  
DR.SUNITA SHARMA,MD  
CONSULTANT PATHOLOGIST



Verified By :ANITAS

Approved By :SUNITAA

Dispatched By :NIKITAK

Updated By : ANITAS

This is an electronically generated report and does not require a doctor's physical signature.

Page 2



# BAI JERBAI WADIA HOSPITAL FOR CHILDREN

Acharya Donde Marg, Parel, Mumbai - 400012



## DEPARTMENT OF HAEMATOLOGY

Final

<b>Patient Name</b>	: Master. PRIYANSH JOGI BEHERA	<b>Age / Sex</b>	: 3 Y(s)/Male
<b>Bill Date</b>	: 16-Jan-2026 10:08 AM	<b>UMR No</b>	: UMR230033632
<b>Collected Date</b>	: 16 January 2026 10:18:50AM	<b>Bill No</b>	: BOG250092755
<b>Report Date</b>	: 16-Jan-2026 11:14 AM	<b>Result No</b>	: RES2350746
<b>Ref By</b>	: DR. SANGEETA MUDALIAR DNB,MRCPC	<b>Specimen</b>	: EDTA(CBC)
<b>Lab No</b>	: 120001295191		

### COMPLETE BLOOD COUNT

Parameter	Result values	Normal Ranges	Method
HAEMOGLOBIN	7.3 gm/dL	11.0 - 14 gm/dL	Colorimetric
WHITE BLOOD CELL COUNT	10.99 $10^3$ /Cumm	5 - 15 $10^3$ /Cumm	
RED BLOOD CELL COUNT	2.88 $10^6$ /Cumm	4 - 5.2 $10^6$ /Cumm	
PLATELET COUNT.	148 $10^3$ /ul	150 - 450 $10^3$ /ul	Electrical Impedance
<b>RBC AND PLATELET INDICES</b>			
HEMATOCRIT	22.8 %	36 - 44 %	
MEAN CORPUSCULAR VOLUME	79.3 fl	75 - 87 fl	
MEAN CORPUSCULAR HAEMOGLOBIN	25.4 pg	24 - 30 pg	
MEAN CORPUSCULAR HAEMOGLOBIN CONCENTRATION	32.0 %	32 - 36 %	
RED CELL DISTRIBUTION WIDTH	18.2 %	11.4 - 13.6 %	
MEAN PLATELET VOLUME	10.6		
<b>WBC DIFFERENTIAL COUNT</b>			
NEUTROPHILS	50.3 %	50 - 70 %	
LYMPHOCYTES	41.2 %	20 - 60 %	
MONOCYTES	6.4 %	3.0 - 13.0 %	
EOSINOPHILS	1.6 %	0.5 - 5.0 %	
BASOPHILS	0.5 %	0.0 - 1.0 %	
ABSOLUTE NEUTROPHIL COUNT	5.53 $10^3$ /uL	1.5 - 8 $10^3$ /uL	
ABSOLUTE LYMPHOCYTE COUNT	4.53 $10^3$ /uL	6 - 9 $10^3$ /uL	
ABSOLUTE MONOCYTE COUNT	0.70 $10^3$ /uL	0.2 - 1.0 $10^3$ /uL	
ABSOLUTE EOSINOPHIL COUNT	0.18 $10^3$ /uL	0.1 - 1.0 $10^3$ /uL	
ABSOLUTE BASOPHIL COUNT	0.05 $10^3$ /uL	0.0 - 0.2 $10^3$ /uL	
IMG%	2.4 %		
NUCLEATED RED BLOOD CELL	1.01 /100WBC		



Verified By : ANITAS

Approved By : SUNITAA

Dispatched By : NIKITAK

This is an electronically generated report and does not require a doctor's physical signature.

Page



# BAI JERBAI WADIA HOSPITAL FOR CHILDREN

Acharya Donde Marg, Parel, Mumbai - 400012

Page 1 of 1



## BIOCHEMISTRY

Final

<b>Patient Name</b> :	Master. PRIYANSH JOGI BEHERA	<b>Age / Sex</b> :	3 Y(s)/Male
<b>Bill Date</b> :	16-Jan-2026 10:08 AM	<b>UMR No.</b> :	UMR230033632
<b>Collected Date</b> :	16 January 2026 10:18:49AM	<b>Bill No.</b> :	BOG250092755
<b>Report Date</b> :	16-Jan-2026 01:06 PM	<b>Result No</b> :	RES2350955 / 120001295193
<b>Ref By</b> :	DR. SANGEETA MUDALIAR DNB, MRCPCH	<b>Specimen</b> :	Serum

Parameter	Results	Biological Reference	Method
<b>SGPT</b> Serum Alanine Aminotransferase (ALT)	45 U/L	<= 41 U/L	IFCC without PSP
<b>Alkaline Phosphatase</b>	142 U/L	142 - 335 U/L	PNP IFCC Method
<b>SGOT</b> Serum Aspartate Aminotransferase(AST)	49 U/L	<= 40 U/L	IFCC without PSP
<b>CREATININE</b> Serum Creatinine	0.30 mg/dl	0.26 - 0.42 mg/dl	Enzymatic

Please Correlate Clinically.

\*\*\* End Of Report \*\*\*

  
DR. SWATI SINGH, MD  
CONSULTANT PATHOLOGIST



This is an electronically generated report and does not require a doctor's physical signature.

Verified By : PRIYA

Approved By : SWATIS

Dispatched By : NIKITAK

आयकर विभाग  
INCOME TAX DEPARTMENT



भारत सरकार  
GOVT. OF INDIA

JOGI BEHERA  
RAMA CHANDRA BEHERA  
08/05/1986

Permanent Account Number

BFTPB8190R

Jogi Behera  
Signature





ଭାରତ ସରକାର  
Government of India

ଭାରତୀୟ ବିଶିଷ୍ଟ ପରିଚୟ ପ୍ରାଧିକରଣ  
Unique Identification Authority of India

ନାମାଙ୍କନ କ୍ରମାଙ୍କ / Enrolment No.: 2724/13206/69429

To  
ପ୍ରିୟାନ୍ଶ ବେହେରା  
Priyansh Behera  
C/O: Jogi Behera,  
R. NO- 61, GROUND FLOOR,  
BODY GUARD LANE,  
TULSIWADI,  
TARDEO,  
VTC: Mumbai,  
PO: Tulsiwadi,  
Sub District: Mumbai City,  
District: Mumbai City,  
State: Maharashtra,  
PIN Code: 400034,  
Mobile: 7506586506

ଶିଶୁ ଆଧାର

Signature valid

Digital signed  
UNIQUE IDENTIFICATION  
AUTHORITY OF INDIA 25  
Date: 2024/08/13 10:58:09  
GMT+05:30



ଆପଣଙ୍କ ଆଧାର ସଂଖ୍ୟା / Your Aadhaar No. :

6448 2233 0093

VID : 9116 2223 1366 8751

ମୋ ଆଧାର, ମୋ ପରିଚୟ



ଭାରତ ସରକାର  
Government of India



Aadhaar no. issued: 22/08/2023



ପ୍ରିୟାନ୍ଶ ବେହେରା  
Priyansh Behera  
ଜନ୍ମ ତାରିଖ / DOB: 01/08/2022  
ପୁରୁଷ / MALE

ଏହି ଆଧାର 5 ବର୍ଷ ପର୍ଯ୍ୟନ୍ତ ମୂଳ୍ୟ 5000

ଶିଶୁ ଆଧାର

ଆଧାର ହେଉଛି ପରିଚୟର ପ୍ରମାଣ, ନାଗରିକତା ବିଷୟ କିମ୍ବା ଜନ୍ମ ତାରିଖର ପ୍ରମାଣ  
ନୁହେଁ। ଏହାକୁ ବେବର ଯାଞ୍ଚ (ଅନଲାଇନ୍ ଅଥେଣ୍ଡେନ୍ସର ବିଷୟ ବ୍ୟତୀତ  
ଫୋନ୍/ଅଫଲାଇନ୍ ବ୍ୟବହାରରେ ଏହାକୁ ପର୍ଯ୍ୟନ୍ତ ବ୍ୟବହାର କରିବା ଉଚିତ।  
Aadhaar is proof of identity, not of citizenship  
or date of birth. It should be used with verification (online  
authentication, or scanning of QR code / offline XML).

6448 2233 0093

ମୋ ଆଧାର, ମୋ ପରିଚୟ



भारत सरकार  
Government of India

भारतीय विशिष्ट पहचान प्राधिकरण  
Unique Identification Authority of India


नामांकन क्रम/ Enrolment No.: 0662/30002/33571

Download Date: 26/09/2020

To  
जोगी बेहेरा  
Jogi Behera  
C/O: Ramchandra Behera  
Room No. 61, Ground Floor  
Bodyguard Lane No. 1  
Shastri Nagar, Tardeo  
Mumbai  
Tulsiwadi  
Mumbai City Maharashtra - 400034  
7506586506

Issue Date: 15/09/2020

Signature valid



आपका आधार क्रमांक / Your Aadhaar No. :

5180 6553 3053

VID : 9136 5278 8528 4683

मेरा आधार, मेरी पहचान



भारत सरकार  
Government of India



Download Date: 26/09/2020



जोगी बेहेरा  
Jogi Behera  
जन्म तिथि/DOB: 08/05/1986  
पुरुष/ MALE

Issue Date: 15/09/2020

5180 6553 3053

VID : 9136 5278 8528 4683

मेरा आधार, मेरी पहचान